


iCent app registration steps


Don't have an account? Follow the sign-up steps below:



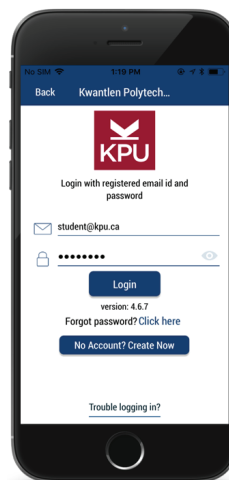
Step 1. If you do not have login details, click on "Create Now"



Step 2. Register yourself with basic information



Step 3. An activation link will be sent to your email, click on "Activate"



Step 4. Login with registered email & password

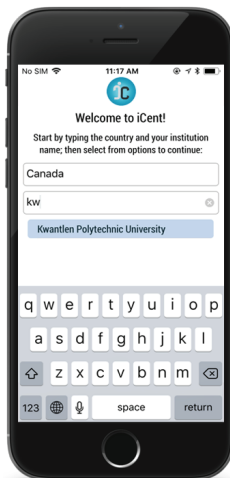
Should you have any questions, write an email to support@iCentapp.com

iCent app login steps

Have an account? Follow the login steps below:




Step 1. Open Google Play or App Store, search for "iCent" & install the app



Step 2. Type country as "Canada" & institution name as "Kwantlen Polytechnic University"



Step 3. Enter your email & password



Kwantlen Polytechnic University dashboard

Should you have any questions, write an email to support@iCentapp.com