

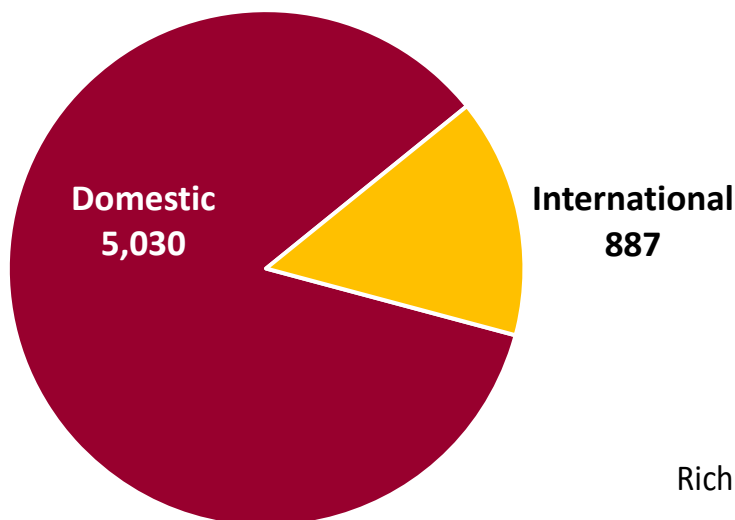
KPU Student Profile: Faculty of Arts

Students who Studied in the 2017/18 Academic Year ¹

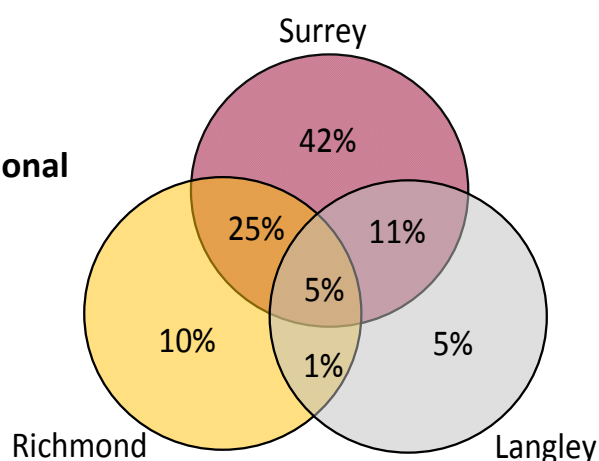
All students enrolled in Faculty of Arts programs, including undeclared and Pathway students



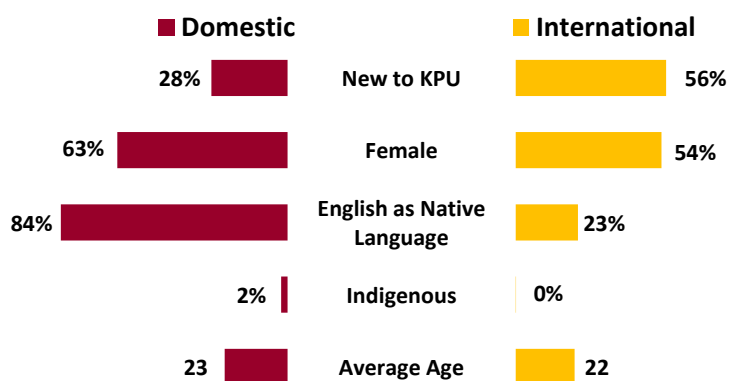
Headcount of Domestic and International Students



Distribution by Campus ²



Key Demographics of Domestic and International Students in Arts




15% of Arts students were international


¹ Based on administrative data.

² Students can take courses on multiple campuses. Not depicted are where fewer than 30 students are attending any campus or combination of campuses.

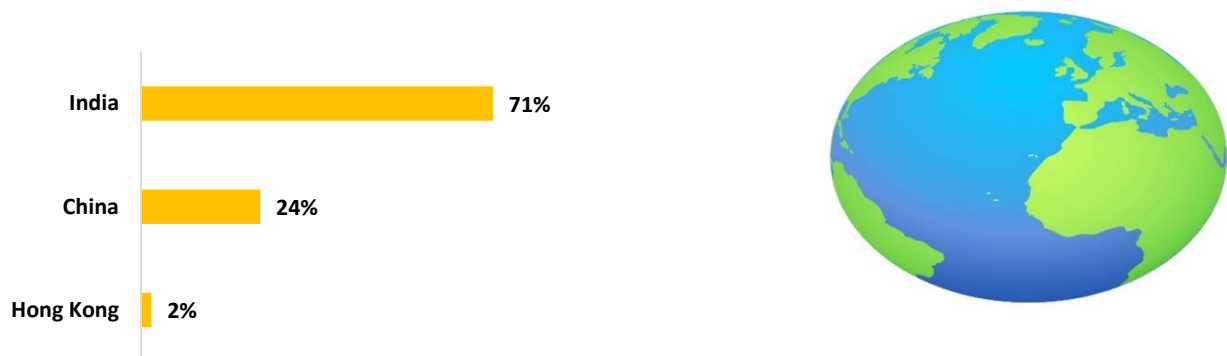
Distribution of International and Domestic Students in Arts by Credential Level ³



Enrollment Patterns of International and Domestic Students in Arts ⁴



Top 3 International Student Countries of Origin for Arts




³ Percentages may not add up to exactly 100% due to rounding and may exceed 100% because students can be in more than credential level per year.

⁴ Preparatory courses such as qualifying courses or English Language Studies taken in 2017/18 or before.

What Arts Students Tell Us

From the Fall 2017 Student Satisfaction Survey ⁵

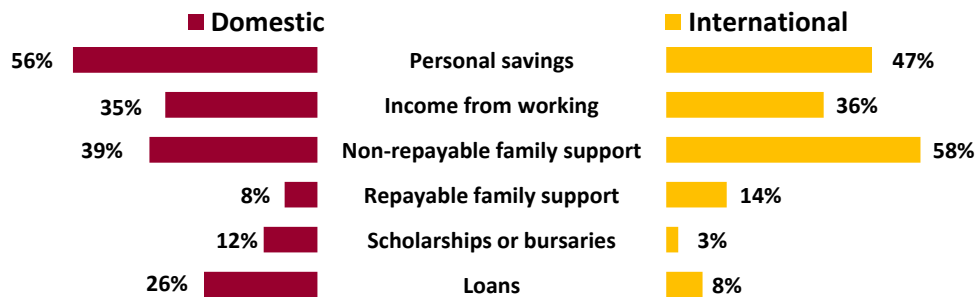
Profile ⁶



Hours Worked Per Week at Paid Job



Sources of Funding for Education



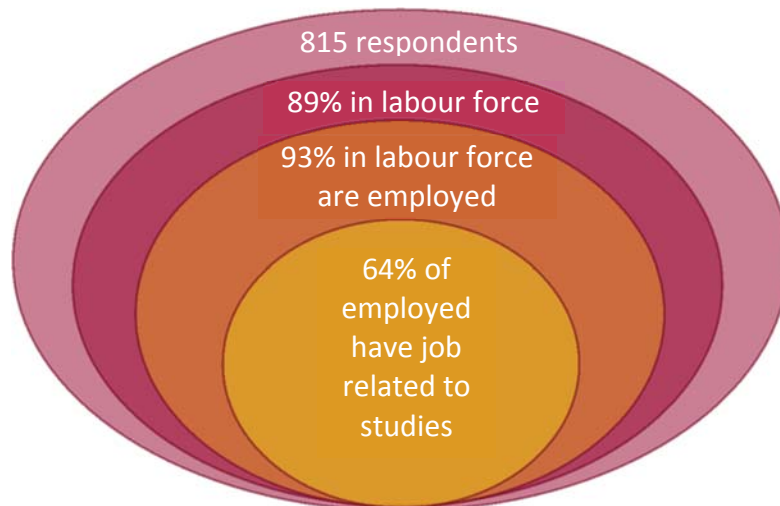
⁵ The Student Satisfaction Survey was distributed to all KPU students who were enrolled during the Fall 2017 semester, excluding those enrolled only in CPS courses.

⁶ Percentage of students pursuing a degree are those who reported this as their educational goal. A student may have yet to make their program declaration, so may not be counted as a degree student in the administrative data.


How Arts Graduates Do

From BC Student Outcomes Surveys ⁷


Labour Force Participation of Arts Graduates



Arts Graduates who Experienced the Following Outcomes



Arts Graduates who Developed the Following Skills Through Their Education at KPU



⁷ Responses are three-year averages of graduates surveyed between 2015 and 2017. Data are consolidated from the Baccalaureate Graduates Survey (BGS), and the Diploma, Associate Degree, and Certificate Student Outcomes Survey (DACSO), as applicable to Arts programming.